

Marin County Export Sector Employment

Focus on Post-Recession Recovery

Q3 -2024 Update

Produced by

Marin Economic Consulting

March 7, 2025

Jon Haveman, Principal

415-336-5705 or Jon@MarinEconomicConsulting.com



1. Export Sector Employment Growth Since 1990

Table 1.1: Export Sector Employment Summary for Q3 -2024

	Share of Total Empl	Current Employment	Inc. Over Last Qtr (#)	Percent Growth Relative to:				
				Last Qtr	Last Year	.COM Peak*	Q4-07	Q1-10
Marin County	21.5	23,815	-414	-1.7	2.7	-1.5	5.2	9.3
California	25.6	4,649,264	-50,138	-1.1	0.4	8.4	12.7	24.2
United States	24.5	37,955,365	-462,955	-1.2	0.7	5.4	9.6	20.7

Source: BLS, QCEW; Calculations by Marin Economic Consulting

* .COM Peak refers to the quarter of peak employment for region.tex during the Tech bubble.

Figure 1 - 1: Export Sector Employment Growth Comparison with California and U.S.

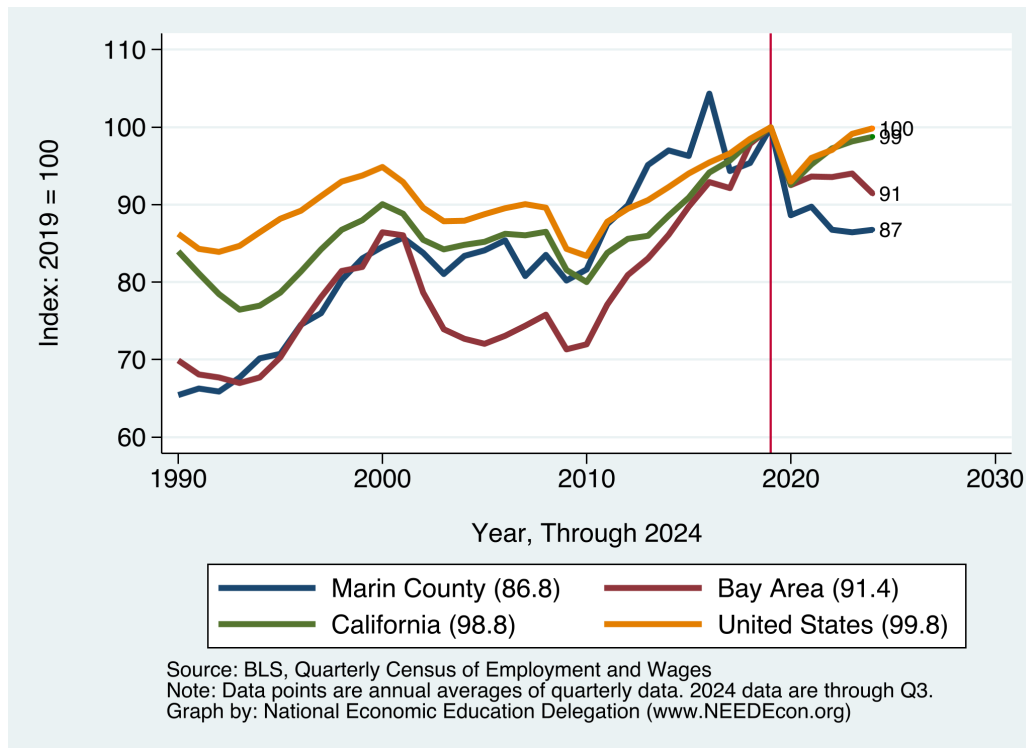


Figure 1 - 2: Employment Growth

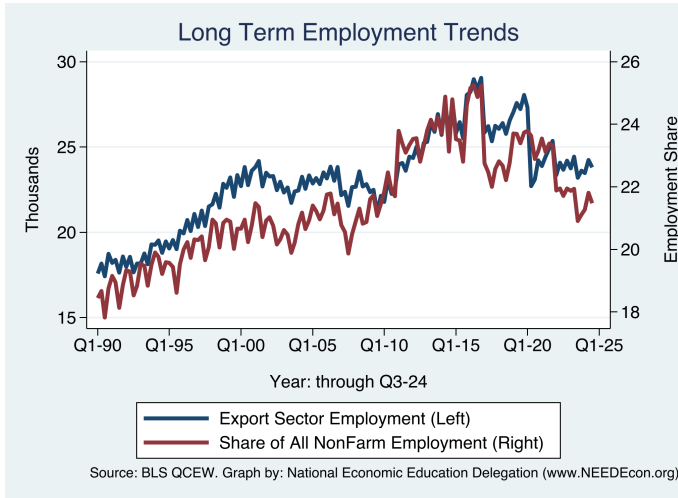
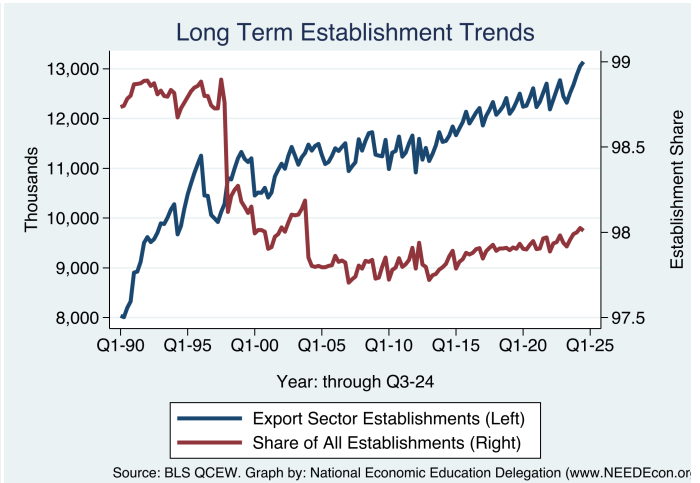


Figure 1 - 3: Establishment Growth



2. Overview of Employment Changes Since the Onset of the Great Recession

Figure 2 - 1: 4-Digit Export Sector Shares

