

Marin County School Enrollment

2023 Update

Produced by

Marin Economic Consulting

March 1, 2025

Jon Haveman, Principal

415-336-5705 or Jon@MarinEconomicConsulting.com

Source: State of California, Department of Finance, California Public K-12 Graded Enrollment and High School Graduate Projections by County, 2023 Series. Sacramento, California, December 2023

Figure 1: Total K-12 Public School Enrollment

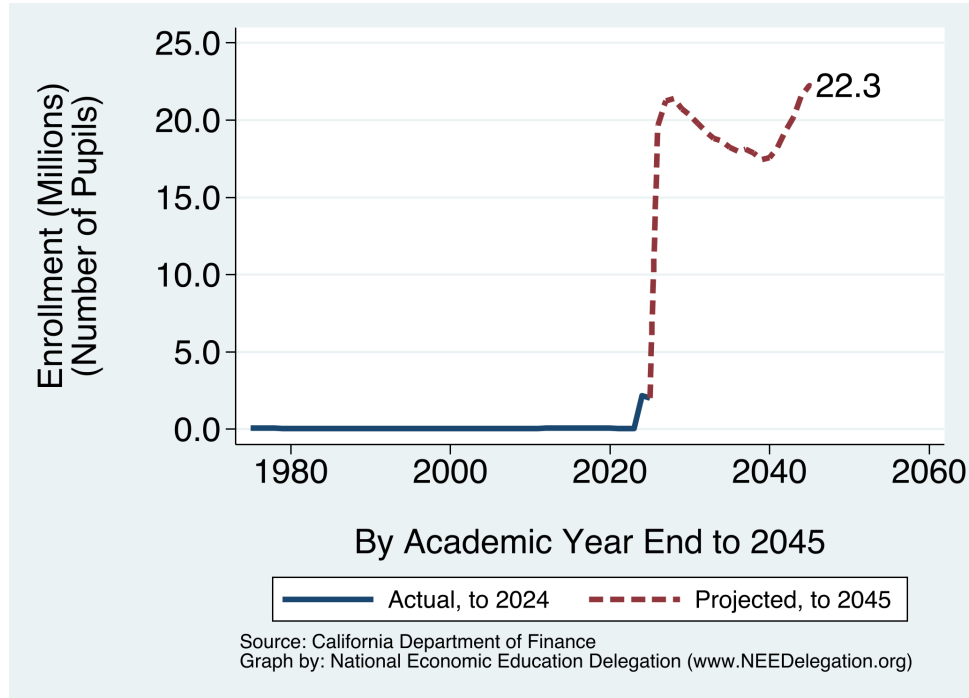


Figure 2: Total Kindergarten Public School Enrollment

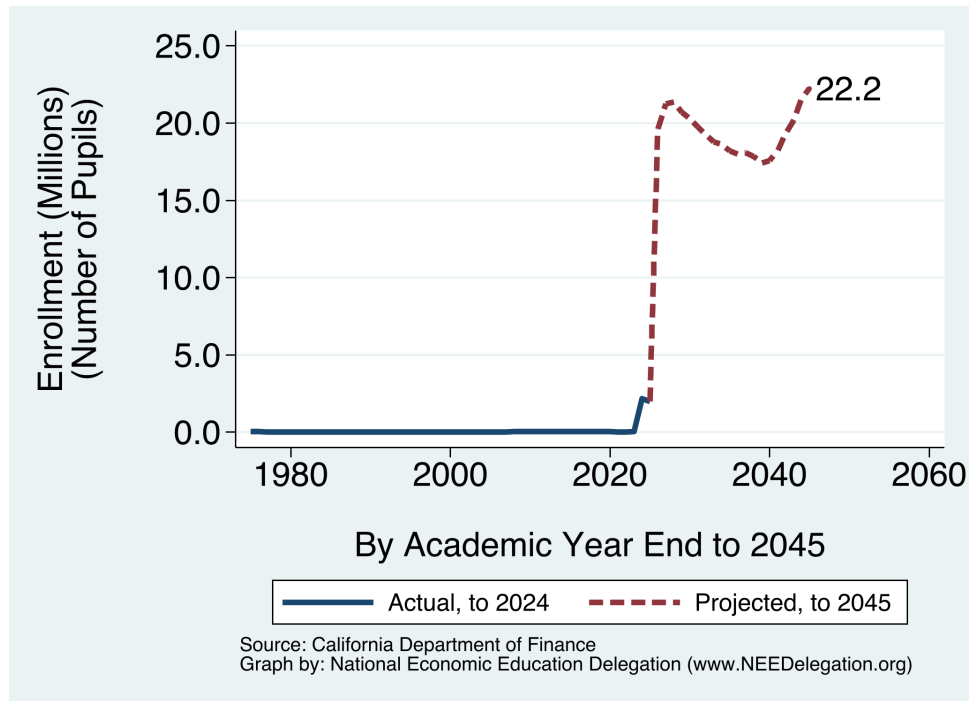


Figure 3: Total Elementary Public School Enrollment (Includes Kindergarten)

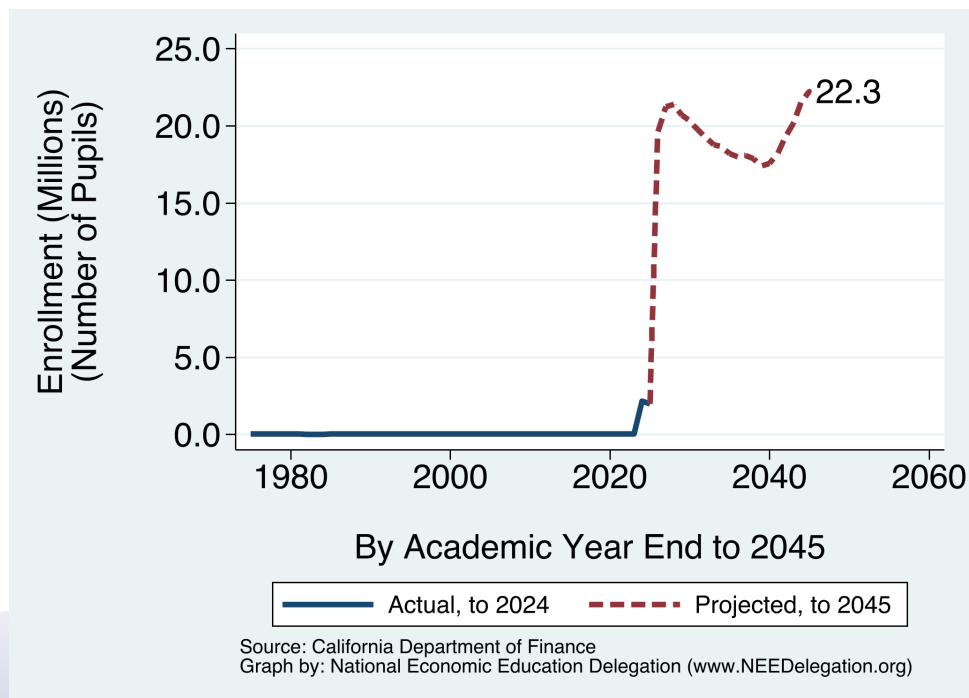


Figure 4: Total Public Middle (6-8) School Enrollment

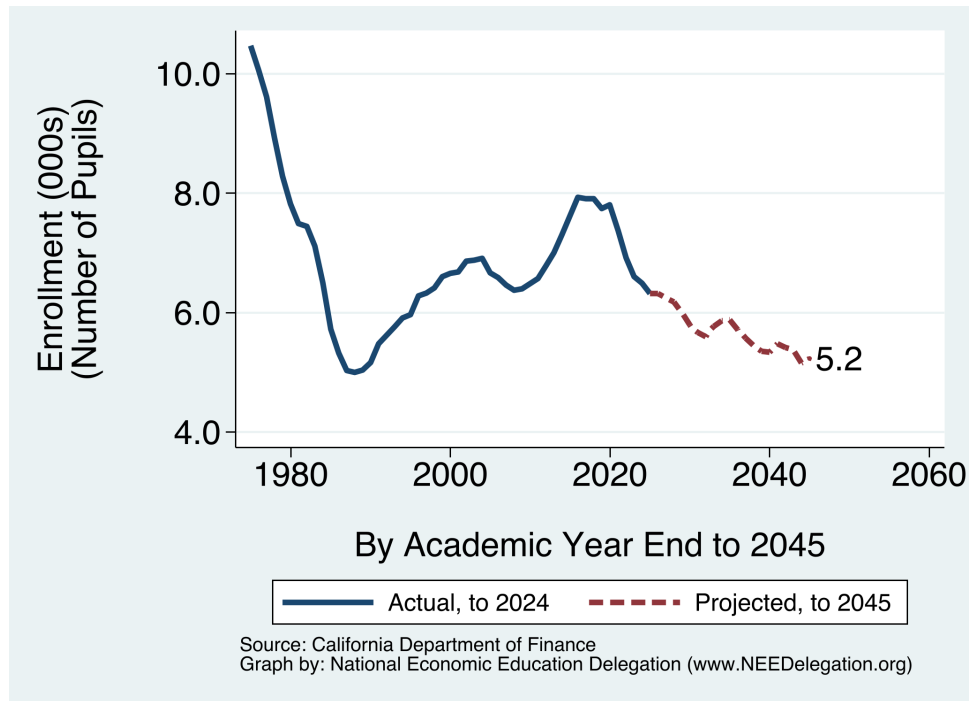


Figure 5: Total Public High School Enrollment

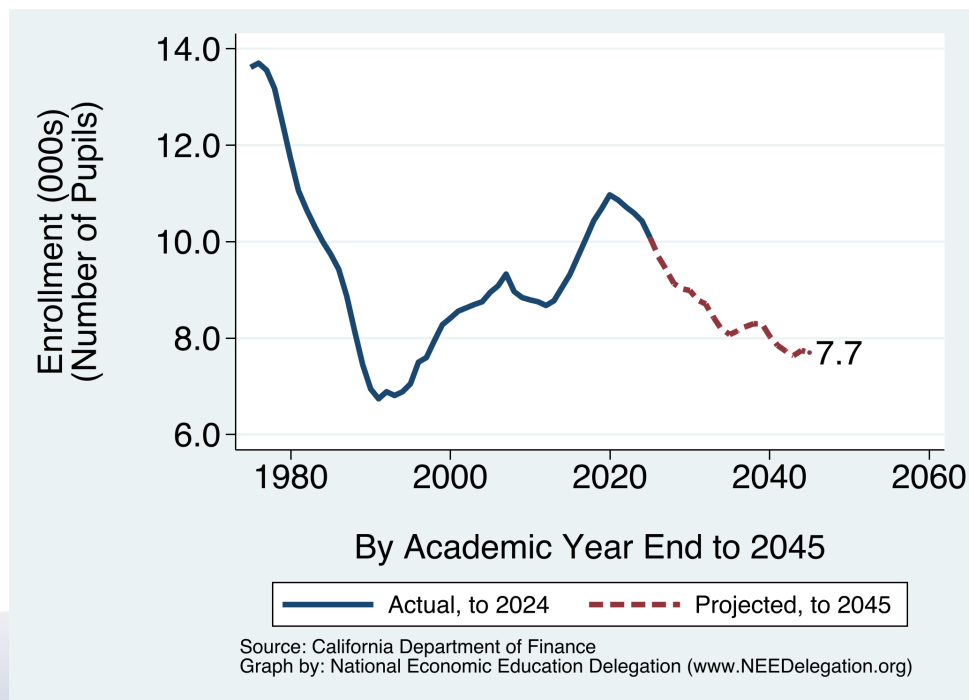


Table 1. School Enrollment Actuals and Projections

Year	Kindergarten	Elementary	Middle	High School	K-12
2000	20,890	32,489	6,663	8,417	47,569
2001	21,090	32,414	6,679	8,563	47,656
2002	21,380	32,389	6,862	8,626	47,877
2003	21,070	31,883	6,878	8,695	47,456
2004	21,530	32,138	6,907	8,750	47,795
2005	22,460	32,934	6,665	8,951	48,550
2006	23,790	34,409	6,587	9,084	50,080
2007	24,090	34,969	6,464	9,329	50,762
2008	25,220	36,401	6,377	8,970	51,748
2009	26,380	38,056	6,397	8,839	53,292
2010	26,490	38,648	6,483	8,796	53,927
2011	26,420	38,963	6,574	8,758	54,295
2012	27,400	40,244	6,787	8,674	55,705
2013	28,460	41,642	7,004	8,777	57,423
2014	29,470	42,930	7,303	9,041	59,274
2015	28,290	41,694	7,615	9,314	58,623
2016	27,630	40,834	7,934	9,690	58,458
2017	27,020	39,944	7,909	10,053	57,906
2018	27,820	40,391	7,911	10,432	58,734
2019	27,180	39,464	7,748	10,691	57,903
2020	27,500	39,488	7,803	10,975	58,266
2021	23,490	34,839	7,372	10,869	53,080
2022	23,050	33,926	6,915	10,715	51,556
2023	26,200	36,870	6,605	10,588	54,063
2024	2,151,661	2,162,187	6,492	10,425	2,179,104
Projected					
2025	1,978,908	1,989,246	6,321	10,087	2,005,654
2026	19,631,405	19,641,464	6,324	9,711	19,657,500
2027	21,231,415	21,241,270	6,247	9,427	21,256,944
2028	21,381,370	21,391,288	6,180	9,132	21,406,600
2029	20,701,344	20,711,256	6,008	9,028	20,726,292
2030	20,301,308	20,311,256	5,792	8,986	20,326,034
2031	19,761,274	19,771,238	5,671	8,790	19,785,700
2032	19,251,243	19,261,128	5,600	8,704	19,275,432
2033	18,781,234	18,790,840	5,774	8,427	18,805,040
2034	18,641,205	18,650,644	5,866	8,181	18,664,692
2035	18,201,190	18,210,514	5,883	8,077	18,224,474
2036	17,981,197	17,990,560	5,716	8,155	18,004,432
2037	18,091,181	18,100,460	5,575	8,243	18,114,278
2038	17,851,218	17,860,468	5,444	8,295	17,874,208
2039	17,411,229	17,420,388	5,358	8,298	17,434,044
2040	17,561,273	17,570,440	5,340	8,047	17,583,828
2041	18,191,351	18,200,316	5,480	7,854	18,213,650
2042	19,311,411	19,320,468	5,420	7,729	19,333,616
2043	20,161,510	20,170,648	5,371	7,637	20,183,656
2044	21,571,557	21,580,888	5,160	7,739	21,593,788
2045	22,241,633	22,251,020	5,234	7,700	22,263,954

Source: CA DOF, Marin Economic Consulting